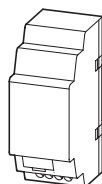
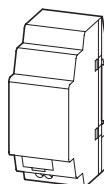
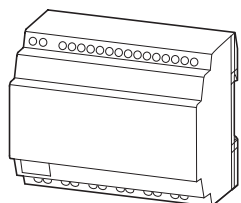
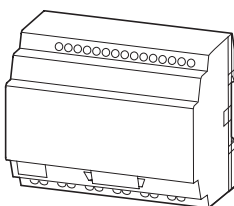
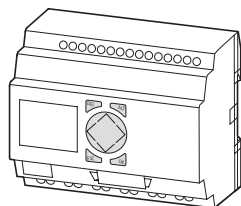
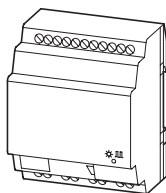
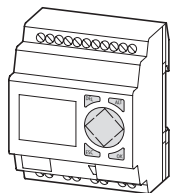



**EASY512-...-...
EASY719-...-RC...,
EASY721-...-TC...
EASY618-...-RE,
EASY620-DC-TE
EASY200-EASY,
EASY202-RE**



Lebensgefahr durch elektrischen Strom!

Nur Elektrofachkräfte und elektrotechnisch unterwiesene Personen dürfen die im Folgenden beschriebenen Arbeiten ausführen.

Die Stromversorgungsgeräte sind Einbaugeräte. Beachten Sie für die Installation der Geräte die länderspezifischen Vorschriften.

Electric current! Danger to life!

Only skilled or instructed persons may carry out the following operations. The power supply units are mounting devices. The national regulations/specifications must be observed for the installation of the devices.

Tension électrique dangereuse !

Seules les personnes qualifiées et averties doivent exécuter les travaux ci-après. Les blocs d'alimentation sont des appareils faisant partie intégrante d'une installation. Veuillez respecter les normes de mise en œuvre spécifiques aux différents pays.

Tensione elettrica: Pericolo di morte!

Solo persone abilitate e qualificate possono eseguire le operazioni di seguito riportate. Gli alimentatori sono unità per montaggio interno. Per l'installazione degli apparecchi è necessario rispettare le normative specifiche di ciascun paese.

¡Corriente eléctrica! ¡Peligro de muerte!

El trabajo a continuación descrito debe ser realizado por personas cualificadas y advertidas. Las fuentes de alimentación son aparatos de montaje. Para la instalación de los aparatos han de tenerse en cuenta las normativas/especificaciones a nivel local.

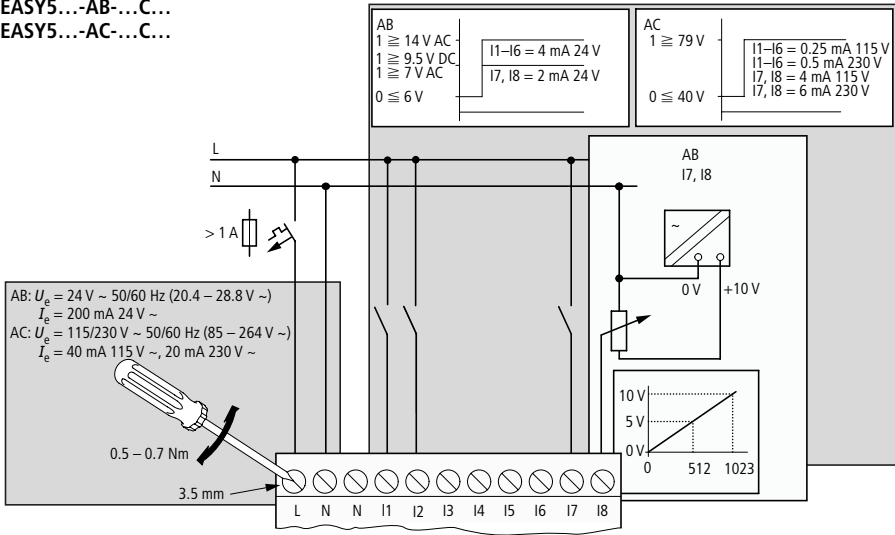
Электрический ток! Опасно для жизни!

Только специалисты или проинструктированные лица могут выполнять следующие операции.

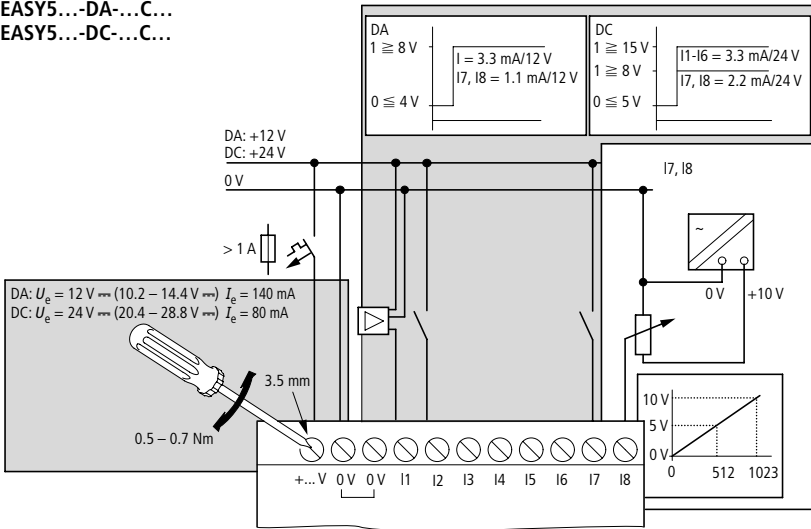
Блоки питания являются монтажными устройствами. Перед выполнением монтажных работ необходимо ознакомиться с местными нормативами и правилами, а также техническими характеристиками устройств.

**Standardanschluss, Eingänge – Standard connection, inputs –
Raccordement standard, entrées – Collegamento standard, ingressi –
Conexión estándar, entradas – Стандартное подключение, вводы**

EASY5...-AB...C...
EASY5...-AC...C...

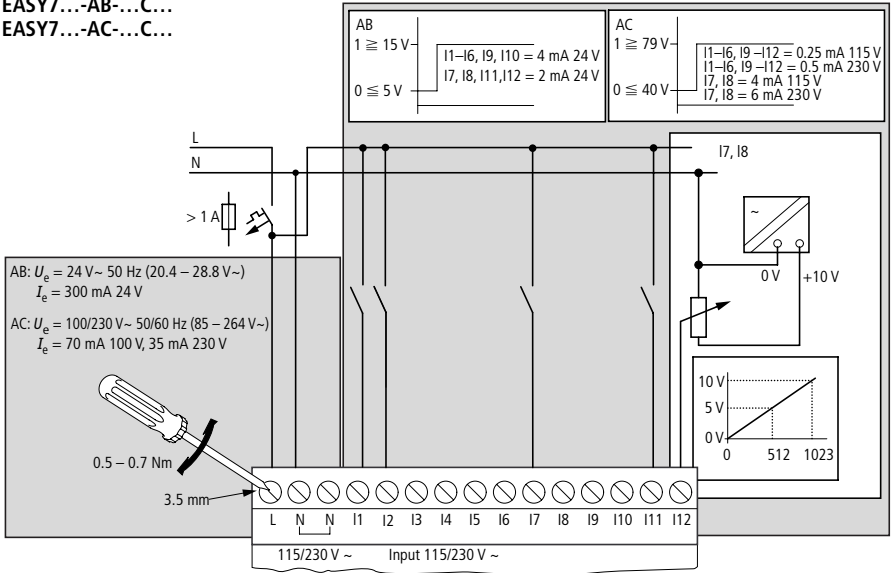


EASY5...-DA...C...
EASY5...-DC...C...



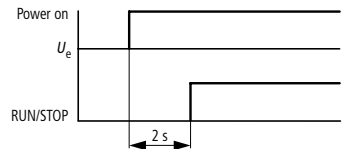
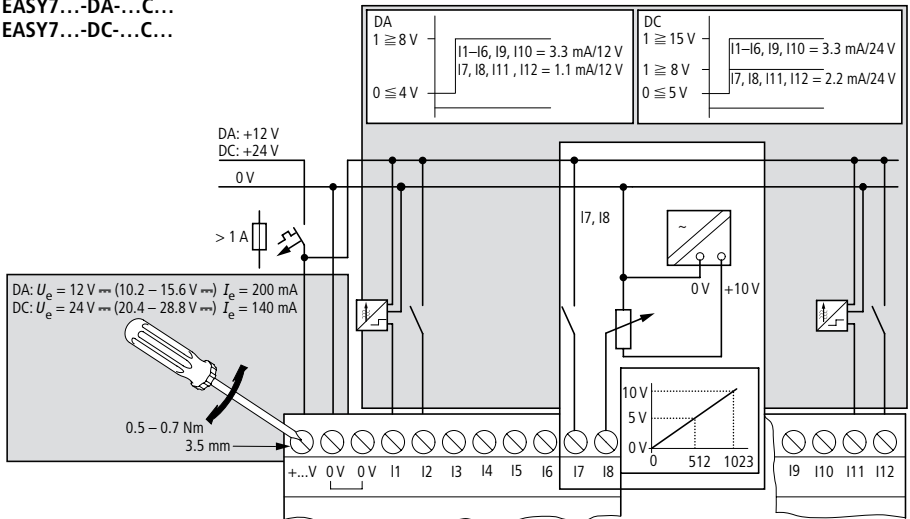
07/06 AWA2528-2105

EASY7...-AB-...C...
EASY7...-AC-...C...

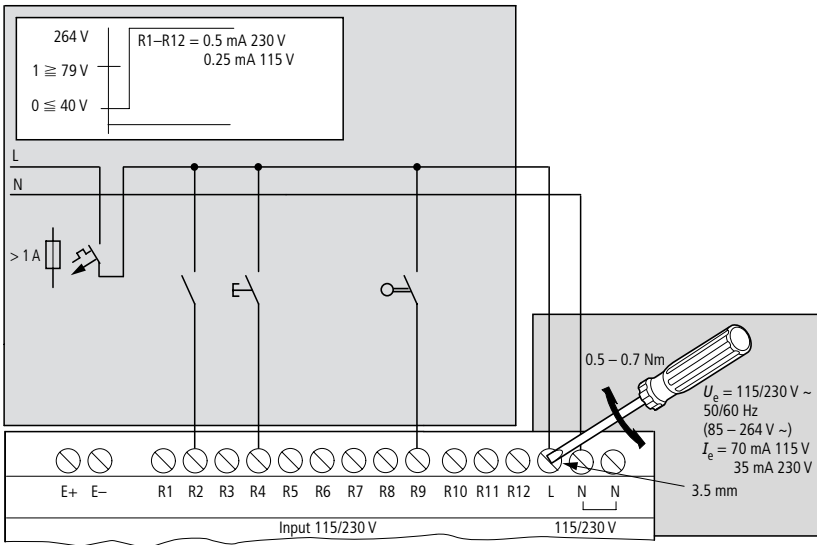


07/06 AWA2528-2105

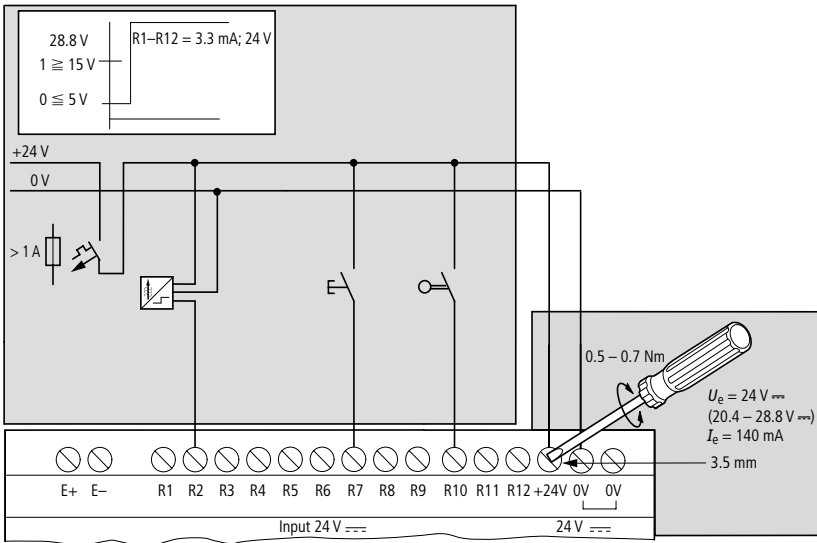
EASY7...-DA-...C...
EASY7...-DC-...C...



EASY6...-AC...E



EASY6...-DC...E

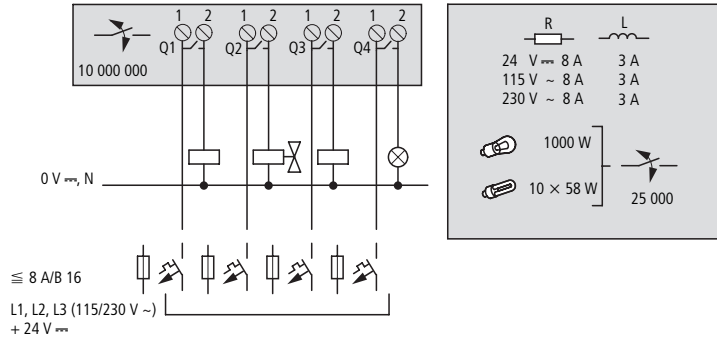


07/06 AWA2528-2105

Standardanschluss, Ausgänge – Standard connection, outputs – Raccordement standard, sorties – Collegamento standard, uscite – Conexión estándar, salidas – Стандартное подключение, выводы

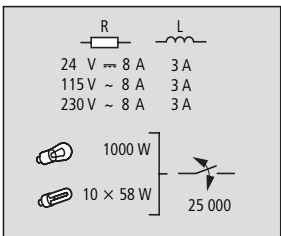
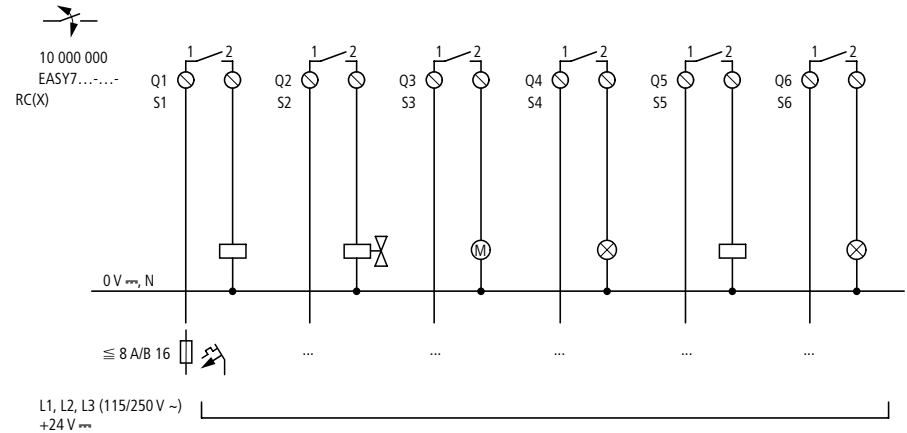
Relais-Ausgänge – Relay outputs – Sorties à relais – Uscite a relè – Salidas con relé – Выводы реле

EASY5...-...-R...

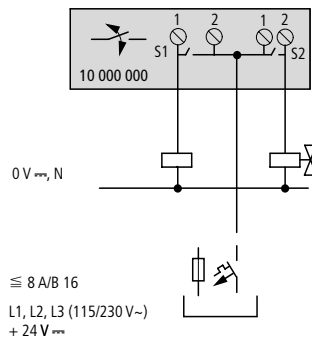


EASY7...-...-RC, EASY6...-...-RE

07/06 AWA2528-2105

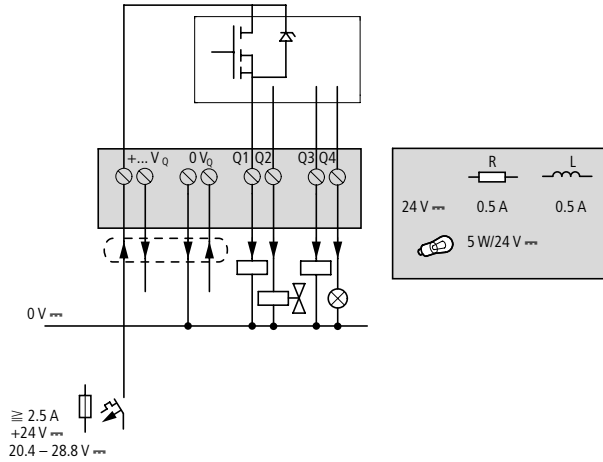


EASY202-RE

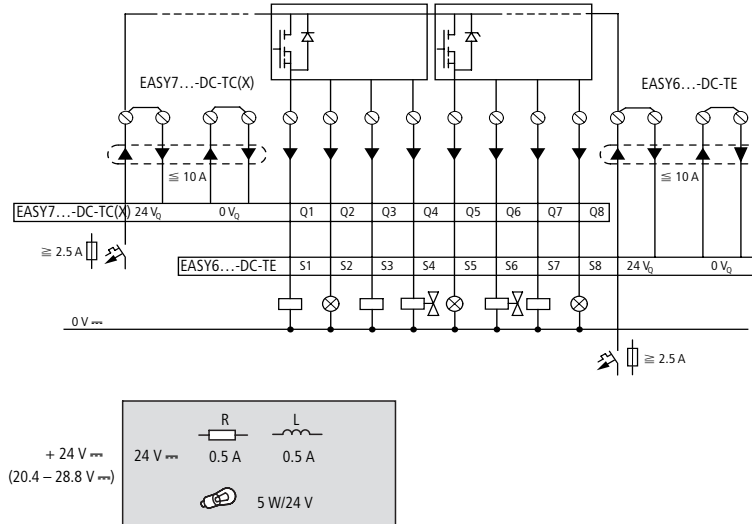


Transistor-Ausgänge – Transistor outputs – Sorties à transistors – Uscite a transistor – Salidas de transistor – Выводы транзистора

EASY5...-DC-TC...

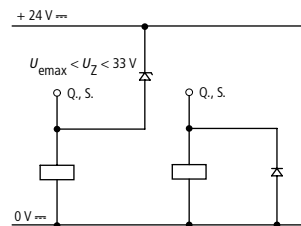


EASY7...-DC-TC..., EASY6...-DC-TE



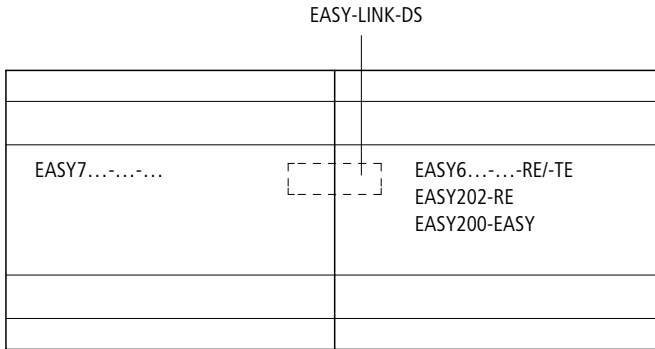
07/06 AWA2528-2105

Schutzbeschaltung – Protective circuit – Circuit de protection – Circuito di protezione – Circuito supresor – Контуры защиты



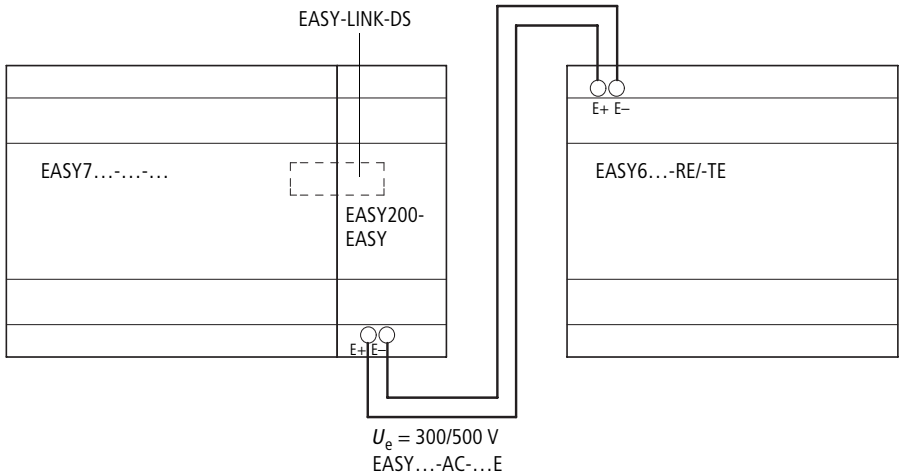
Anschluss – Connection – Raccordement – Collegamento – Conexión – Соединение

Zentrale Erweiterung
 Central expansion
 Extension centralisée
 Espansione locale
 Ampliación centralizada
 Центральное расширение



Dezentrale Erweiterung
 Remote expansion
 Extension décentralisée
 Espansione remota
 Ampliación descentralizada
 Дистанционное расширение

07/06 AWA2528-2105



Zentrale Erweiterung – Central expansion – Extension centralisée – Espanzione locale – Ampliación centralizada – Центральное расширение

Einbau 1 + 2, Ausbau 3 + 4

Fitting 1 + 2, removing 3 + 4

Montage 1 + 2, démontage 3 + 4

Montaggio 1 + 2, smontaggio 3 + 4

Montaje 1 + 2, desmontaje 3 + 4

Монтаж 1 + 2, демонтаж 3 + 4



Geräte müssen spannungsfrei sein!

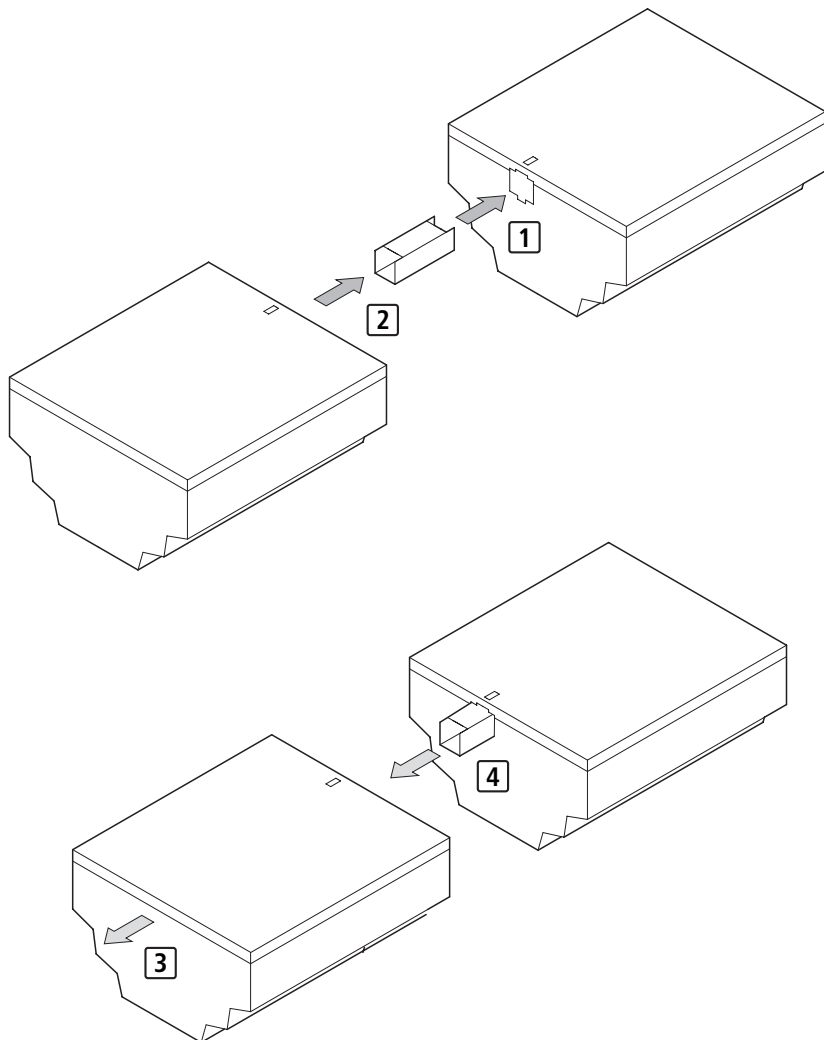
Devices must be de-energized!

Assurer la mise hors tension des appareils !

Gli apparecchi non devono essere alimentati!

¡Los aparatos deben encontrarse libres de tensión!

Устройства должны быть обесточены!



07/06 AWA2528-2105

Schnittstelle EASY-PC-CAB ①/Speichermodul EASY-M-32K ②

EASY-PC-CAB interface ①/EASY-M-32K memory card ②

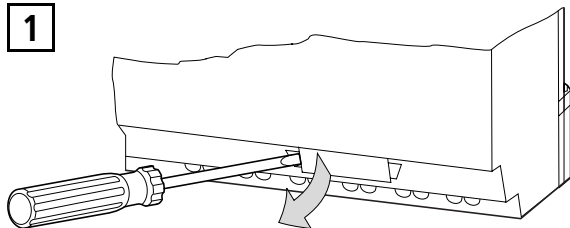
Interface EASY-PC-CAB ①/carte mémoire EASY-M-32K ②

Interfaccia EASY-PC-CABB ①/scheda di memoria EASY-M-32K ②

Interface EASY-PC-CAB ①/tarjeta de memoria EASY-M-32K ②

Интерфейс EASY-PC-CAB ①/Карта памяти EASY-M-32K ②


1



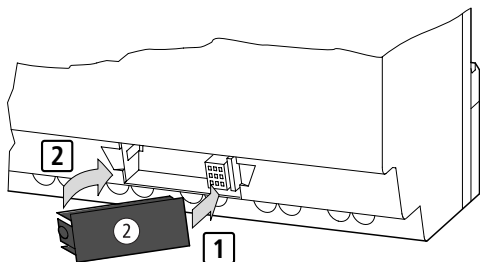
2

EASY-M-8K,
EASY-M-16K:

→ Nur lesen, nicht schreiben!
Only read, not write!
Lecture uniquement, pas d'écriture !
Unicamente da leggere, non da scrivere!
Sólo leer, no escribir !
Только чтение, не запись!



3



EASY...-AC...

Schnittstelle bei Betrieb mit 115/230 V geschlossen halten!

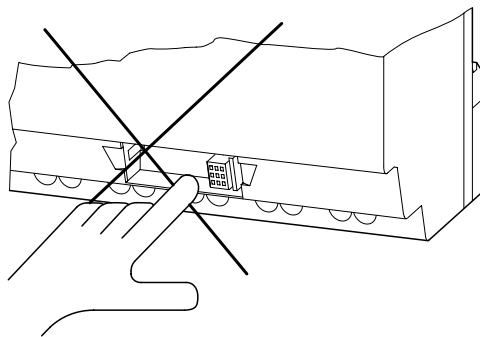
When operating with 115/230 V keep interface closed!

En cas de fonctionnement sous 115/230 V, s'assurer que l'emplacement destiné à la cartouche mémoire et au câble PC soit obturé afin d'éviter tout danger !

Tenere chiusa l'interfaccia per il funzionamento con 115/230 V!

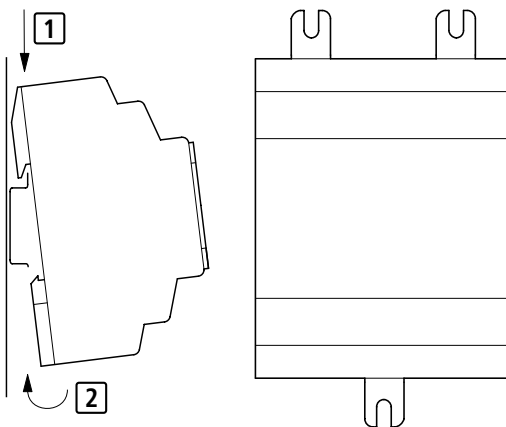
¡Mantener interface cerrado con accionamiento a 115/230 V!

Не используйте интерфейс при работе с напряжением 115/230 V!



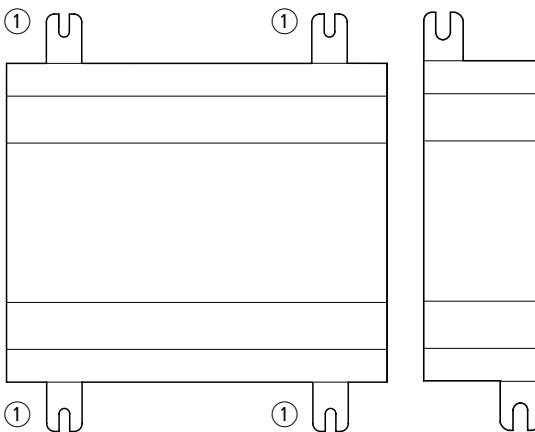
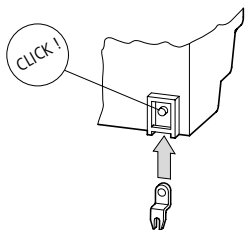
Montage – Fitting – Montaggio – Montaje – Монтаж

auf 35-mm-Hutschiene
on 35 mm top-hat rail
sur profilé-support 35 mm
su guida DIN 35 mm
sobre guía semétrica de 35 mm
на 35-мм шляповидной шине



auf Montageplatte (waagrecht)
on mounting plate (horizontal)
sur plaque de montage (horizontal)
su piastra di montaggio (orizzontale)
sobre placa de montaje (horizontal)
на монтажной пластине (гориз.)

ZB4-101-GF1

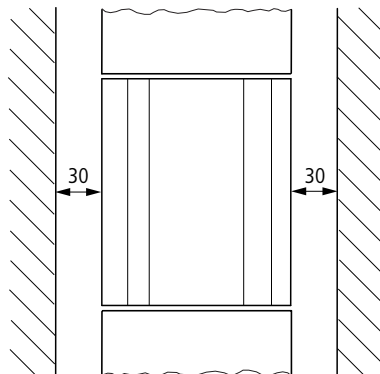
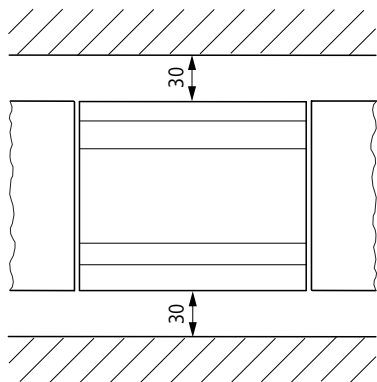


- ①
3 Gerätefüße ausreichend
3 fixing feet sufficient
3 pattes de fixation suffisient
3 piedini di fissaggio sufficienti
3 pies de sujeción adecuados
Достаточно 3 опор

07/06 AWA2528-2105

Einbaulage – Mounting position – Position de montage – Posizione di montaggio – Posición de montaje – Положение установки

mit Hutschiene (waagrecht und senkrecht)
with top-hat rail (horizontal and vertical)
sur profilé chapeau (horizontale et verticale)
su guida DIN (orizzontale e verticale)
sobre carril (horizontal y vertical)
со шляповидной шиной (гориз. и верт.)



07/06 AWA2528-2105

HAZARDOUS LOCATION – CSA (Canadian Standards Association) Certification

This equipment is suitable for use in CLASS I, DIVISION 2, GROUPS A, B, C AND D

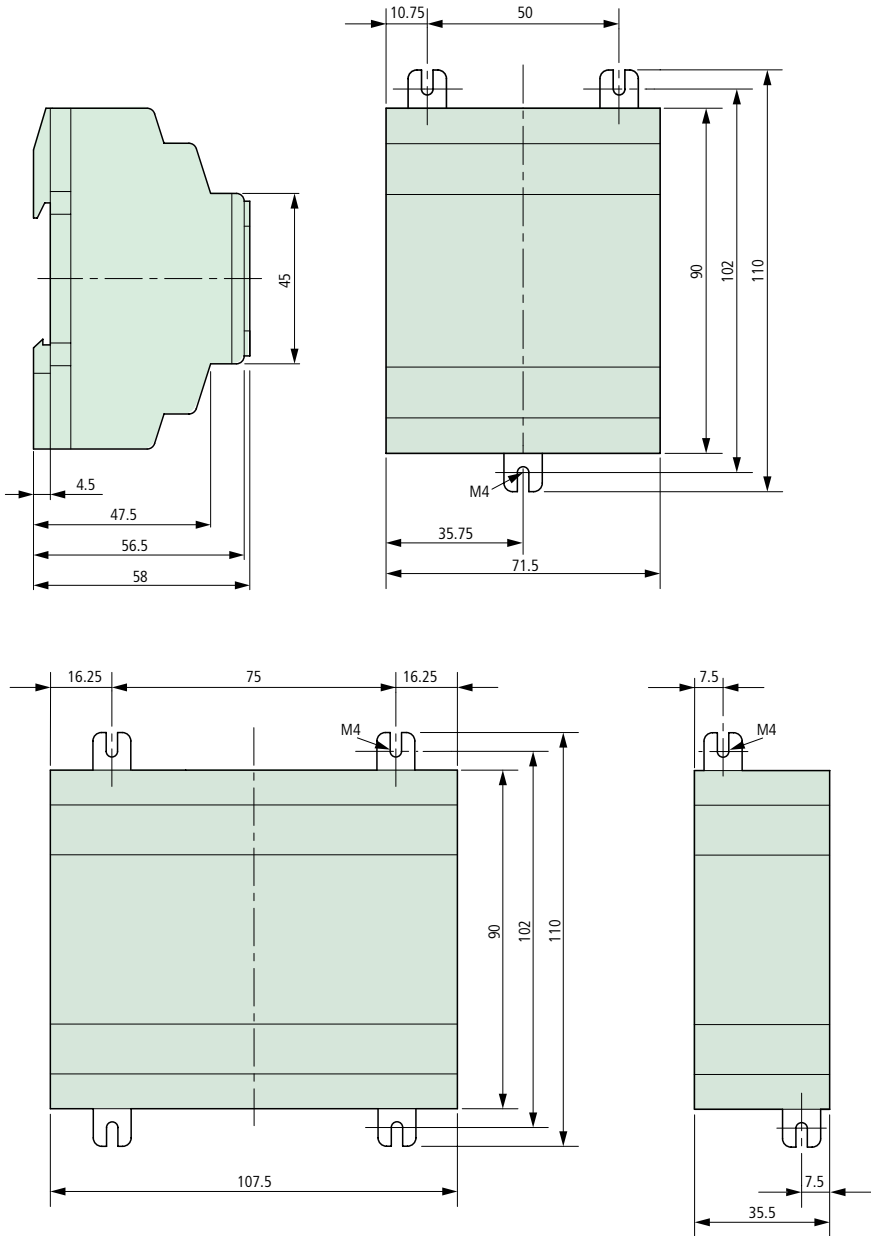
WARNING: "EXPLOSION HAZARD – DO NOT DISCONNECT WHILE CIRCUIT IS LIVE UNLESS AREA IS KNOWN TO BE NON-HAZARDOUS"

EMPLACEMENTS DANGEREUX – Certification CSA (Canadian Standards Association)

Cet équipement est acceptable pour utilisation dans les EMBLEMES DANGEREUX DE CLASSE I, DIVISION 2, GROUPES A, B, C ET D

AVERTISSEMENT : « RISQUE D'EXPLOSION. NE PAS DÉBRANCHER TANT QUE LE CIRCUIT EST SOUS TENSION, A MOINS QU'IL NE S'AGISSE D'UN EMBLEMES NON DANGEREUX »

Abmessungen – Dimensions – Dimensioni – Dimensiones – Размеры и веса [mm]



07/06 AWA2528-2105