
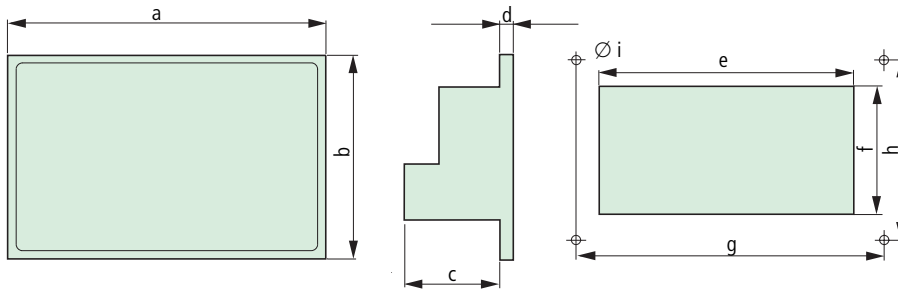
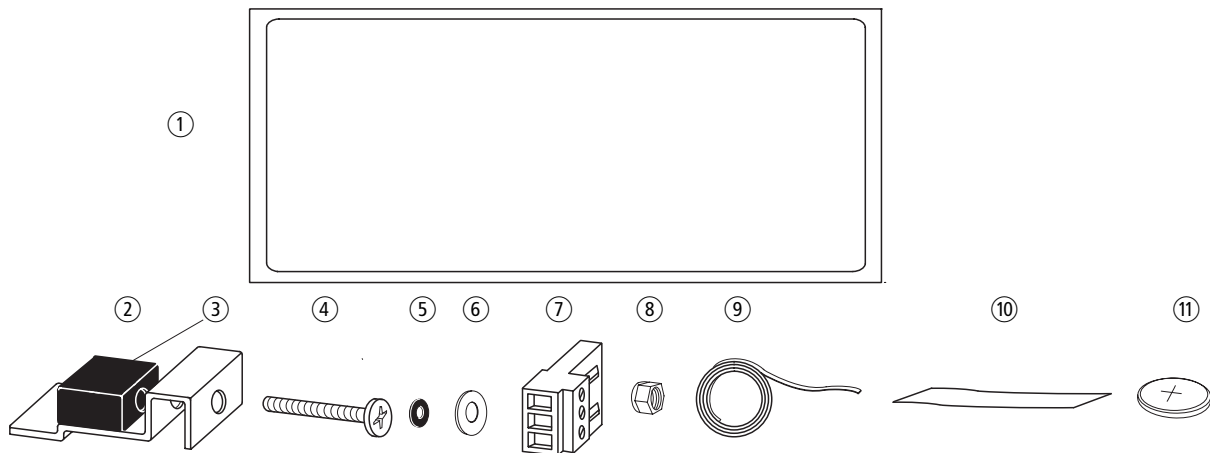


MI4

Abmessungen – Dimensions – Dimensioni – Dimensiones [mm]


	a	b	c	d	e	f	g	h	i
MI 4-10x-KC1	149	109	64	5	136	96	–	–	–
MI 4-1x-KE1	195	98	74	8	174	78	184	87	4.2
MI 4-13x-KH1	311	165	80	9	292	147	–	–	–
MI 4-x51-KF1	216	168	74	8	195	147	205	157	4.2
MI 4-x51-TA1	216	168	74	8	195	147	205	157	4.2
MI 4-161-TC1	311	220	80	9	292	202	–	–	–
MI 4-471-TC1									

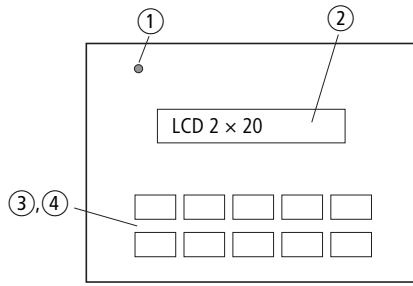
Beipack – Assembly kit – Kit de montage – Kit di montaggio – Kit de montaje


Typ	①	②	③	④	⑤	⑥	⑦	⑧	⑨	⑩	⑪*
MI 4-10x-KC1	–	4	4	4	–	–	1	–	1	2	–
MI 4-10x-KE1	1	–	–	–	4	4	1	4	1	6	–
MI 4-11x-KE1	1	–	–	–	4	4	1	4	1	6	1
MI 4-13x-KH1	–	6	6	6	–	–	1	–	1	4	1
MI 4-x51-TA1	1	–	–	–	4	4	1	4	1	–	1
MI 4-x51-KF1	1	–	–	–	4	4	1	4	1	4	1
MI 4-161-TC1	–	6	6	6	–	–	1	–	1	4	1
MI 4-471-TC1											

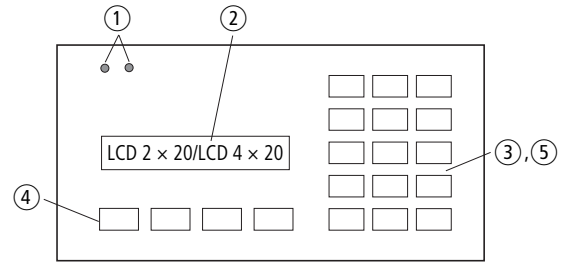
* Batterie eingebaut – Battery integrated – Pile intégrée – Batteria integrata – Bateria integrada

Frontansicht – Front view – Face avant – Vista frontale – Vista de frente

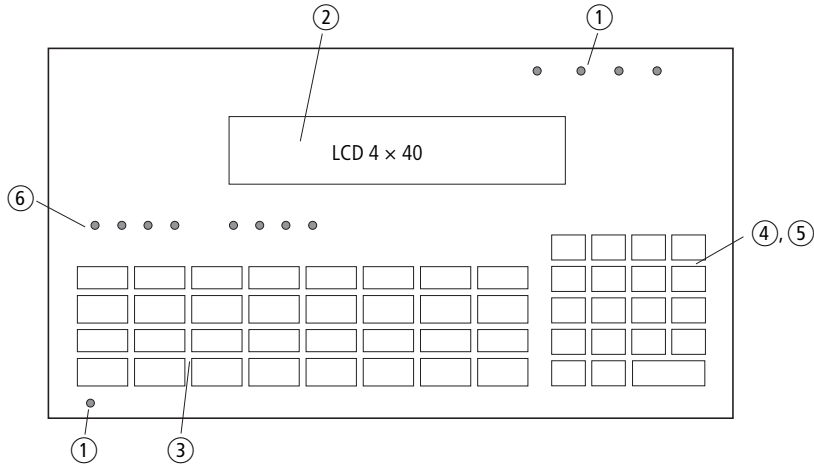
MI4-100-KC1
MI4-101-KC1



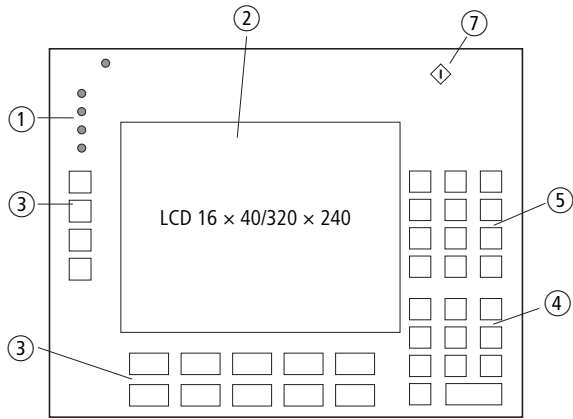
MI4-100-KE1
MI4-101-KE1
MI4-110-KE1
MI4-111-KE1



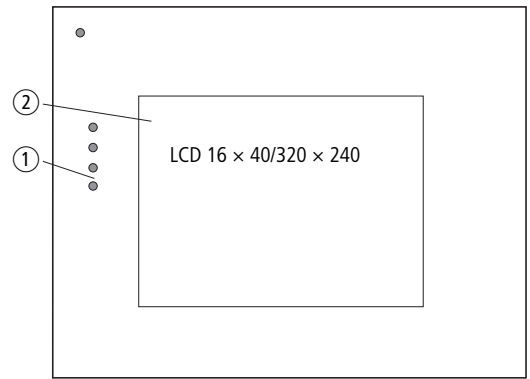
MI4-130-KH1
MI4-131-KH1



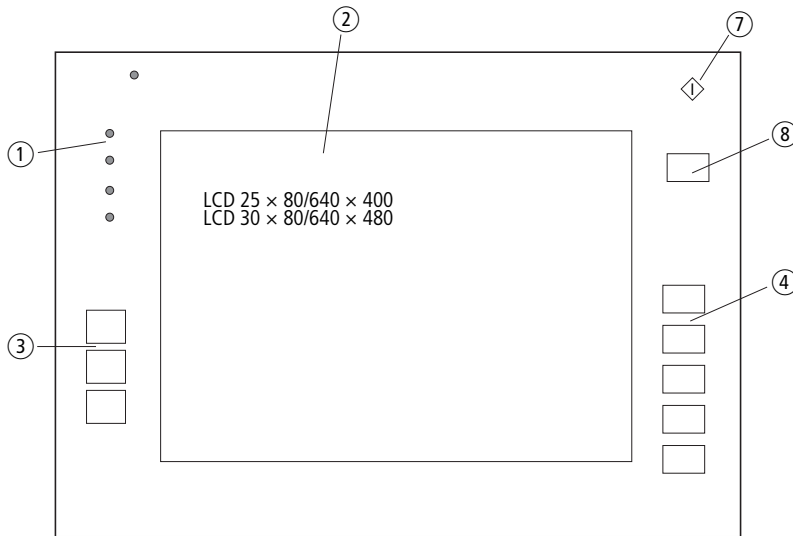
MI4-451-KF1
MI4-151-KF1



MI4-451-TA1
MI4-151-TA1



MI4-471-TC1
MI4-161-TC1



- ① System-LED
- ② Display
- ③ Funktionstasten mit integrierter LED
- ④ Pfeiltasten
- ⑤ Nummernblock
- ⑥ Programmierbare LED
- ⑦ Batterietest
- ⑧ Informationstaste

- ① System LED
- ② Display
- ③ Function keys with LED integrated
- ④ Arrow keys
- ⑤ Nummernblock
- ⑥ Programmable LED
- ⑦ Battery test
- ⑧ Information button

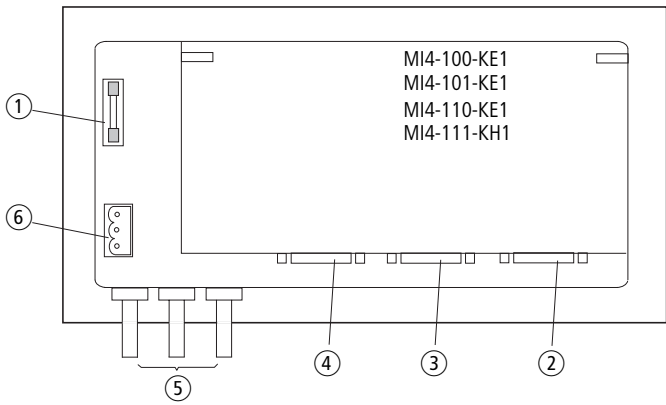
- ① Del système
- ② Afficheur
- ③ Touches de fonction avec DEL intégrée
- ④ Touches de direction
- ⑤ Pavé numérique
- ⑥ DEL programmable
- ⑦ Etat batterie
- ⑧ Touche d'information

- ① LED di sistema
- ② Display
- ③ Tasti funzione con LED integrata
- ④ Tasto freccia
- ⑤ Blocco numerico
- ⑥ LED programmabile
- ⑦ Visualizzazione batteria
- ⑧ Tasto di informazione

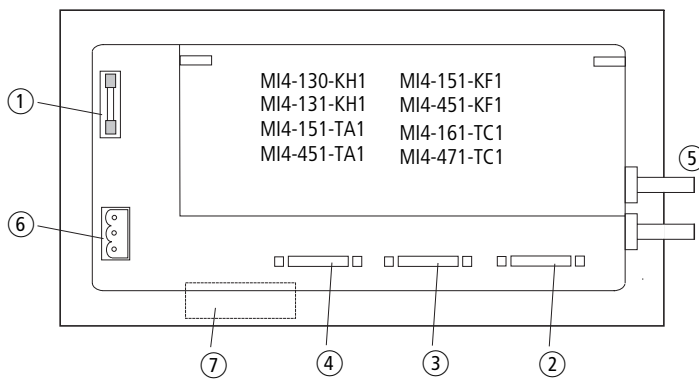
- ① LED del sistema
- ② Display
- ③ Teclas de función con LED integrada
- ④ Teclado de flechas
- ⑤ Bloque numérico
- ⑥ LED programable
- ⑦ Indicador de batería
- ⑧ Teclado de información

02/98 AWAZ7-1617

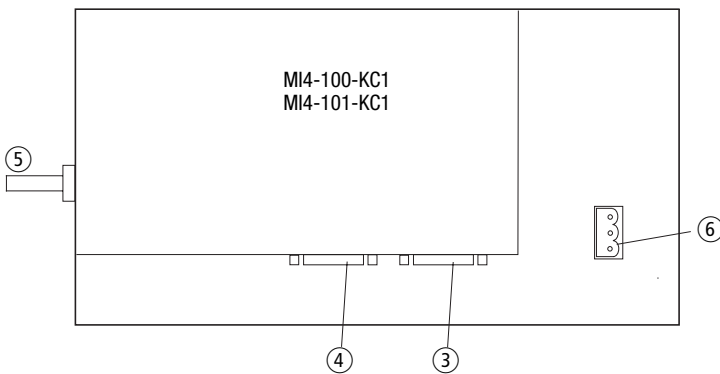
Rückansicht – Rear view – Face arrière – Vista posteriore – Vista posterior



Typ	①	②	③	④	⑤	⑥
MI4-100-KE1	5 x 20, 2 A F	–	PLC/PC	*	3 x	24 V DC
MI4-101-KE1	5 x 20, 2 A F	–	PLC/PC	AUX	3 x	24 V DC
MI4-110-KE1	5 x 20, 2 A F	PC/PRINTER	PLC	*	3 x	24 V DC
MI4-111-KE1	5 x 20, 2 A F	PC/PRINTER	PLC	AUX	3 x	24 V DC



Typ	①	②	③	④	⑤	⑥	⑦
MI4-130-KH1	5 x 20, 2 A F	PC/PRINTER	PLC	*	2 x	24 V DC	External Keyboard
MI4-131-KH1	5 x 20, 2 A F	PC/PRINTER	PLC	AUX	2 x	24 V DC	External Keyboard
MI4-151-TA1	5 x 20, 2 A F	PC/PRINTER	PLC	AUX	–	24 V DC	External Keyboard
MI4-451-TA1	5 x 20, 2 A F	PC/PRINTER	PLC	AUX	–	24 V DC	External Keyboard
MI4-151-KF1	5 x 20, 2 A F	PC/PRINTER	PLC	AUX	2 x	24 V DC	External Keyboard
MI4-451-KF1	5 x 20, 2 A F	PC/PRINTER	PLC	AUX	2 x	24 V DC	External Keyboard
MI4-161-TC1	5 x 20, 2 A F	PC/PRINTER	PLC	AUX	2 x	24 V DC	External Keyboard
MI4-471-TC1	5 x 20, 2 A F	PC/PRINTER	PLC	AUX	2 x	24 V DC	External Keyboard



Typ	③	④	⑤	⑥
MI4-100-KC1	PLC/PC	*	1 x	24 V DC
MI4-101-KC1	PLC/PC	AUX	1 x	24 V DC

* nicht belegt

- ① Sicherung
- ② PC-/Drucker-Schnittstelle
- ③ Schnittstelle zur SPS (Sucom A)
- ④ AUX (Sucomet K)
- ⑤ Beschriftungsstreifen
- ⑥ Spannungsversorgung
- ⑦ Schnittstelle zur externen Tastatur

* not assigned

- ① Fuse
- ② PC/Printer interface
- ③ Interface to PLC (Sucom A)
- ④ AUX (Sucomet K)
- ⑤ Marking label
- ⑥ Power supply
- ⑦ Interface to external keyboard

* non affecté

- ① Fusible
- ② Interface PC/imprimante
- ③ Interface API (Sucom A)
- ④ AUX (Sucomet K)
- ⑤ Bande de repérage
- ⑥ Alimentation
- ⑦ Interface clavier externe

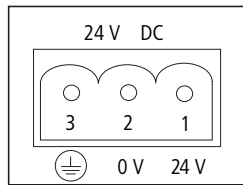
* Non occupato

- ① Fusibile
- ② PC/Interfaccia stampante
- ③ Interfaccia per il PLC (Sucom A)
- ④ AUX (Sucomet K)
- ⑤ Striscie di siglatura
- ⑥ Alimentazione
- ⑦ Interfaccia per tastiera esterna

* sin asignar

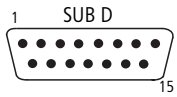
- ① fusible
- ② Interface PC/impresora
- ③ Interface a PLC (Sucom A)
- ④ AUX (Sucomet K)
- ⑤ Etiqueta de identificación
- ⑥ Alimentación eléctrica
- ⑦ Interface a teclado externo

Spannungsversorgung
Power Supply
Alimentation
Alimentazione
Alimentación de tensión

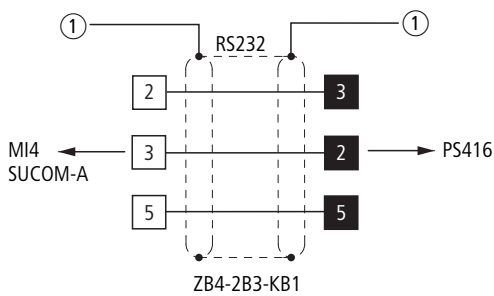
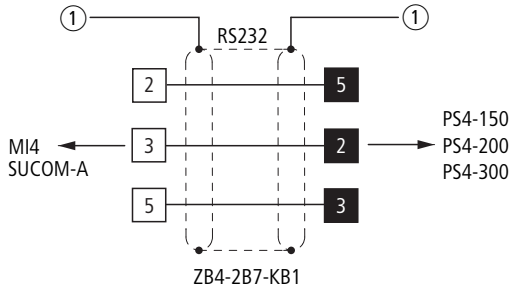


Anschlüsse – Connections – Raccordements – Collegamenti – Conexiones

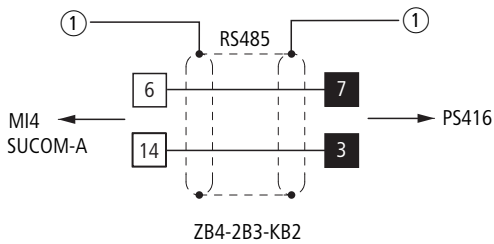
MI4 (PLC-PORT)



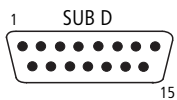
RS232:	2	RxD
	3	TxD
	5	GND



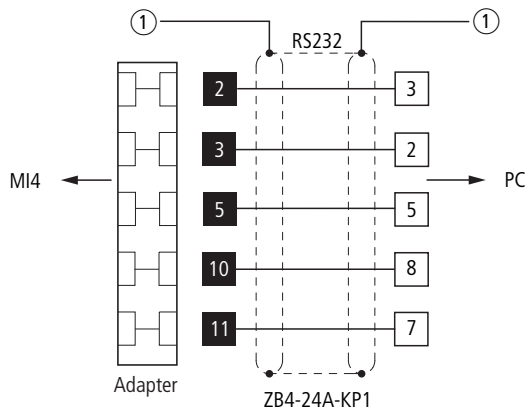
RS485:	6	CHA-
	14	CHA+



MI4 (PLC-/PC-PORT)

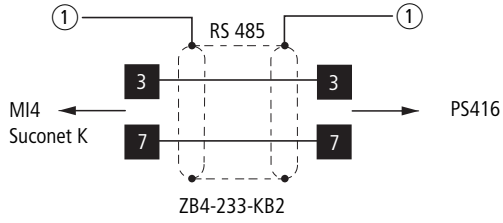
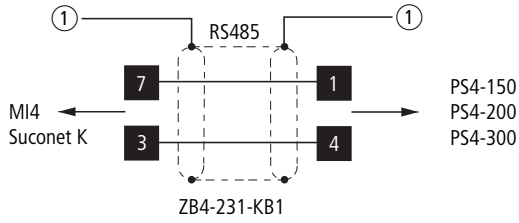
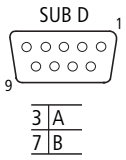


2	RxD
3	TxD
5	GND
10	RTS
11	CTS

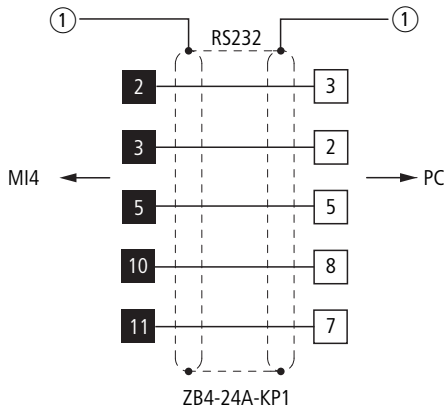
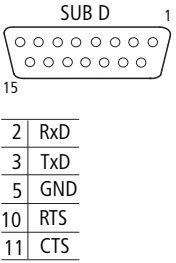


① Steckergehäuse – Plug housing – Boîtier connecteur – Custodia del connettore – Caja de enchufe

MI4 (AUX-PORT)



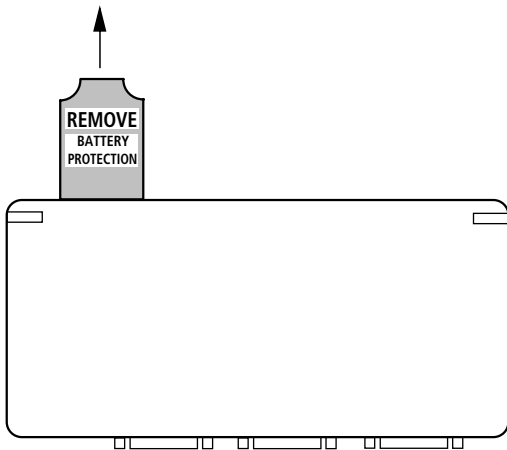
MI4 (PC-/PRINTER PORT)



02/98 AWA27-1617

① Steckergehäuse – Plug housing – Boîtier connecteur – Custodia del connettore – Caja de enchufe

Batterieschutz – Battery protection – Protection de pile – Protezione della batteria – Protección de batería



Befestigung mit Haltewinkeln

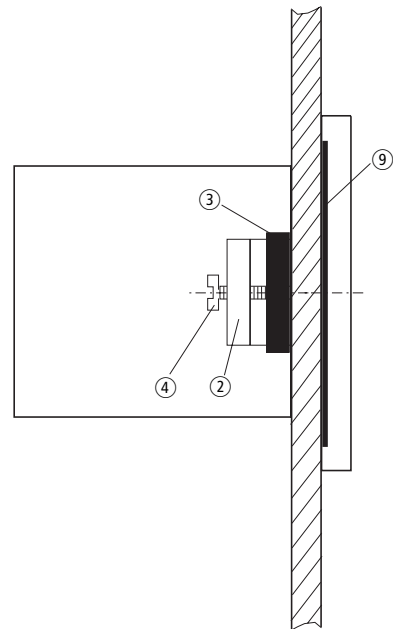
Fixing with retaining bracket

Fixation par équerre

Fissaggio con supporto angolare

Fijación mediante escuadra de sopor

MI4-100-KC1
MI4-101-KC1
MI4-130-KH1
MI4-131-KH1
MI4-161-TC1
MI4-471-TC1



Befestigung mit Rahmen

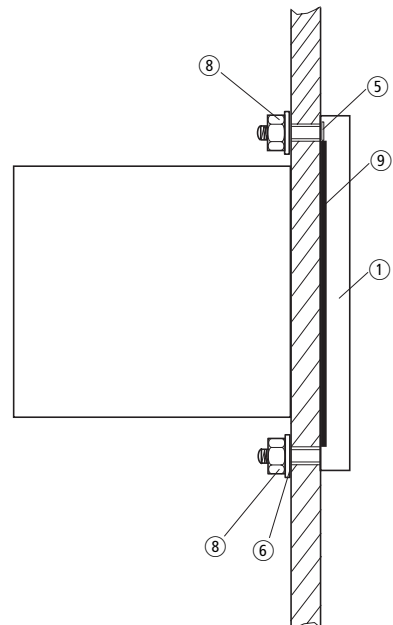
Fixing with frame

Fixation par cadre

Fissaggio con cornice

Fijación mediante marco de sujeción

MI4-100-KE1
MI4-101-KE1
MI4-110-KE1
MI4-111-KE1
MI4-151-KF1
MI4-451-KF1
MI4-151-TA1
MI4-451-TA1




①, ②, ③, ④, ⑤, ⑥, ⑧, ⑨ Zubehör – Accesories – Accessoires – Accessorio – Accesorias

02/98 AWAZ7-1617

Bohrschablone M 1 : 1
Template for holes, scale 1 : 1
Gabarit de perçage, échelle 1 : 1
Dima di foratura, scala 1 : 1
Plantilla para taladros, escala 1 : 1


MI4-100-KE1
MI4-101-KE1
MI4-110-KE1
MI4-111-KE1

02/98 AWAZ7-1617



Bohrschablone M 1 : 1
Template for holes, scale 1 : 1
Gabarit de perçage, échelle 1 : 1
Dima di foratura, scala 1 : 1
Plantilla para taladros, escala 1 : 1

MI4-151-KF1
MI4-451-KF1
MI4-151-TA1
MI4-451-TA1



02/98 AWA27-1617